

# UNIFORM MEASUREMENTS



CHESTERTON ACADEMY  
OF ST. LOUIS



Name \_\_\_\_\_

Date \_\_\_\_\_

School Code: s3067

## NECK

*measure around the lower part of the neck*

## SHOULDERS

## CHEST

*measure at the fullest part of the torso, under the arms*

## WAIST

*measure where the waist flexes naturally when you bend to one side*

## SLEEVE LENGTH

*measure from the center back of neck, over the top of the shoulder, down to the wrist with arms comfortably at side*

## HEIGHT

## BLAZER SLEEVE

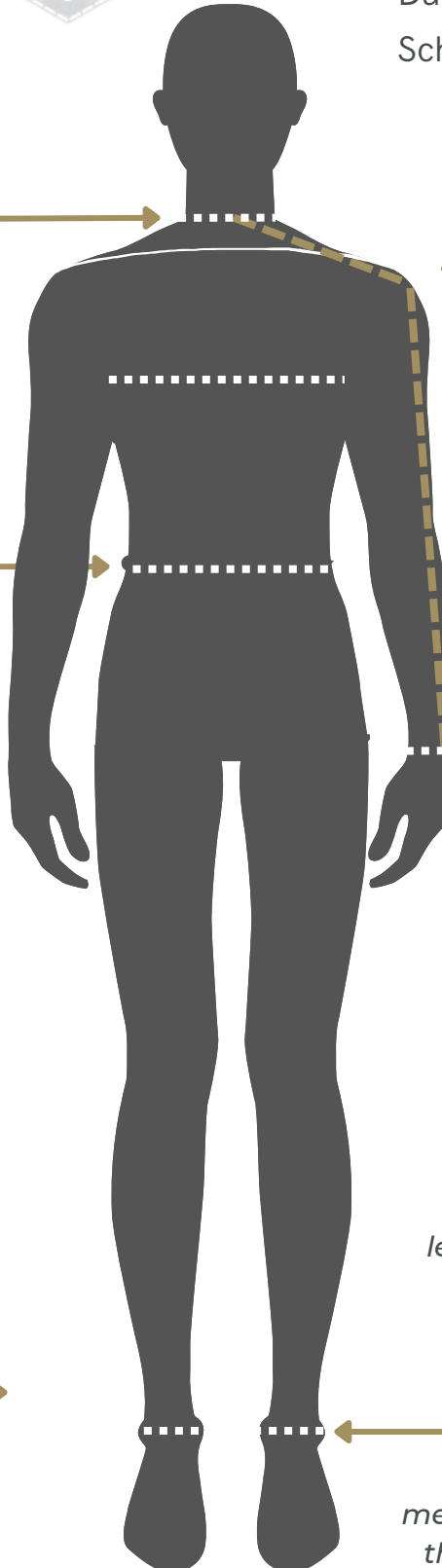
*measure same as sleeve length, but with arm bent*

## WEIGHT

## SHOE SIZE

## INSEAM

*measure from the crotch to the bottom of ankle bone*





# 6307 1.25" Smooth Leather Belt

Size	SY	MY	LY	SA	MA	LA	XLA	2XLA
Waist	20-22"	24-26"	28-30"	32-34"	36-38"	40-42"	44-46"	48-50"

## STYLE: 5825 - POLYESTER BLAZER

---

Garment Chest - Measure across shoulder blades under arms and across chest 1" below armhole. Allow for garments worn under the blazer as well as for growth & movement.

Garment Waist - Measure around the smallest part of natural waist. Allow for garments worn under the blazer as well as for growth & movement.

Sleeve - Bend elbow. Measure from center back (CB) of neck, across the shoulder, around point of elbow to wrist bone.

All measurements are in inches. If a measurement falls between sizes, order the larger size. Still need help? Call us at 888-637-3037.

### YOUTH SIZES      8    10    12    14    16    18    20

Garment Chest    31 1/2    33    34 1/2    36 1/2    38    39 1/2    41

Garment Waist    30 1/4    31 3/4    33 1/4    35    36 3/4    38 1/4    39 3/4

Back Length        21        22        23        24        25        26    27 1/4

Shoulder to Shoulder    13 3/4    14 1/4    14 3/4    15 3/8    16    16 1/2    17

Sleeve Length        25    26 3/4    28 1/2    30 1/4    31 1/2    32 3/4    33 3/4

### HUSKY SIZES      10H 12H 14H 16H 18H 20H

Garment Chest        37    38 1/2    40 1/4    42    43 1/2    45

Garment Waist        35 3/4    37 1/4    39    40 3/4    42 1/4    43 3/4

Back Length        22        23        24        25        26    27 1/4

Shoulder to Shoulder    16 1/4    16 3/4    17 3/8    18    18 1/2    19

Sleeve Length        26 3/4    28 1/2    30 1/4    31 1/2    32 3/4    33 3/4

### ADULT SIZES      36R 38R 40R 42R 44R 46R 48R 50R 52R 54R 56R 58R

Garment Chest        40 1/2    42 2/3    44 1/2    46 1/2    48 1/2    50 1/2    52 3/4    54 3/4    57    59    61 1/4    63 1/4

Garment Waist        36 1/2    38 2/3    40 1/2    42 1/2    44 1/2    46 1/2    48 3/4    50 3/4    53    55    57 1/4    59 1/4

Back Length        30    30 1/3    30 1/2    30 3/4    31    31 1/4    31 1/2    31 3/4    32    32 1/4    32 1/2    32 3/4

Shoulder to Shoulder    19    19 1/2    20    20 1/2    21    21 1/2    22    22 1/2    23    23 1/2    24    24 1/2

Sleeve Length        33    33 1/2    34    34 1/2    35    35 1/2    36    36 1/2    37    37 1/2    38    38 1/2

### ADULT LONG      36RL 38RL 40RL 42RL 44RL 46RL 48RL 50RL 52RL 54RL 56RL 58RL

Garment Chest        40 1/2    42 2/3    44 1/2    46 1/2    48 1/2    50 1/2    52 3/4    54 3/4    57    59    61 1/4    63 1/4

Garment Waist        36 1/2    38 2/3    40 1/2    42 1/2    44 1/2    46 1/2    48 3/4    50 3/4    53    55    57 1/4    59 1/4

Back Length        31 1/2    31 5/6    32    32 1/4    32 1/2    32 3/4    33    33 1/4    33 1/2    33 3/4    34    34 1/4

Shoulder to Shoulder    19    19 1/2    20    20 1/2    21    21 1/2    22    22 1/2    23    23 1/2    24    24 1/2

Sleeve Length        34 1/2    35    35 1/2    36    36 1/2    37    37 1/2    38    38 1/2    39    39 1/2    40

*Still need help? Call us at 1.888.637.3037*

### Regular Sizes

	regular sizes											
SIZE	4	5	6	7	8	9	10	11	12	14	16	18
WAIST	22	22 1/2	23	23 1/2	24	24 1/2	25	25 1/2	26	27	28	29
INSEAM	16	17 1/2	19 1/2	20	21 1/2	23	24	25	26 1/2	28	29 1/2	31

7	
---	--

	SUIT SIZES											
SIZE	4	5	6	7	8	9	10	11	12	14	16	18
WAIST	20	20 1/2	21	21 1/2	22	22 1/2	23	23 1/2	24	25	26	27
INSEAM	16	17 1/2	19 1/2	20	21 1/2	23	24	25	26 1/2	28	29 1/2	31

28	
----	--

SIZE	25	26	27	28	29	30	31	32	33	34	36	38
WAIST	25	26	27	28	29	30	31	32	33	34	36	38
INSEAM	20 1/2	21 1/2	22 1/2	24	25 1/2	27	27 1/2	28 1/2	29 1/2	29 1/2	30 1/2	31 1/2

28	
----	--

SIZE	26	27	28	29	30	31	32	33	34	36
WAIST	26	27	28	29	30	31	32	33	34	36
INSEAM SPEC	M = 30"	L = 32"	XL = 34"	XXL = 36"						

38	
----	--

[illegible]

# Male Oxford Shirts

Main measurement needed: Neck



Still need help?  
Call our experienced  
Customer Service  
Department  
**1-888-637-3037**

## Regular Sizes

Size	Weight	Neck	Chest*	Short Sleeve*	Long Sleeve*
4	36 - 40 lbs	10.5"	26.5"	10 7/8"	19 3/8"
5	40 - 44 lbs	11"	27.5"	11 3/8"	20 3/8"
6	43 - 49 lbs	11.5"	28.5"	11 7/8"	21 3/8"
7	53 - 61 lbs	12"	29.5"	12 3/8"	22 3/8"
8	62 - 71 lbs	12"	30.5"	12 7/8"	23 3/8"
10	72 - 81 lbs	12.5"	32.5"	13 3/4"	24 3/4"
12	82 - 91 lbs	13"	34.5"	14 1/2"	26 1/4"
14	92 - 104 lbs	13.5"	36.5"	15 3/8"	27 3/4"
16	105 - 116 lbs	14"	38.5"	16 1/4"	29 1/4"
18	117 - 126 lbs	14.5"	40.5"	17 1/8"	30 3/4"
20	127 - 135 lbs	15"	42.5"	18"	32 1/4"

\*Garment measurements

## Husky Sizes

similar to plus sizes

Size	Neck	Chest*	Short Sleeve*	Long Sleeve*
8H	13.5"	35.5"	14 1/4"	24"
10H	14"	37.5"	15 1/4"	26"
12H	14.5"	39.5"	16 1/4"	27 3/4"
14H	15"	41.5"	17 1/4"	29 1/2"
16H	15.5"	43.5"	18 1/4"	31 1/4"
18H	16"	45.5"	19 1/4"	33"
20H	16.5"	47.5"	20 1/4"	34"

\*Garment measurements

## How to measure for this style:


1. Measure the student's neck and chest.
2. Find the size that has a **matching neck measurement** or is slightly higher, and make sure your student's body chest measurement is 4"-6" less than the corresponding garment chest measurement. (This shirt is designed for maximum school day comfort. There should be 2"-3" of space on each side, between your student's body and the fabric.)

EX: Student's neck measures **12.25"** and has a chest measurement of **28"**, you would need a size **10 Regular**.

## Adult Sizes

Size	Neck	Chest*	Short Sleeve*	Long Sleeve*
SA	15"	44"	18 1/4"	32"
MA	16"	46"	19 1/2"	33 1/4"
LA	17"	48"	20 3/4"	34 1/2"
XLA	18"	52"	21"	35 3/4"
2XLA	19"	56"	21 1/4"	37 1/8"
3XLA	20"	59"	21 1/2"	38 1/4"
4XLA	21"	63"	21 5/8"	38 1/2"
5XLA	22"	67"	21 3/4"	38 3/4"
6XLA	23"	71"	21 7/8"	39"

\*Garment measurements



**Neck:** around the lower part of the neck.

**Chest:** at the fullest part of the torso, under the arms.

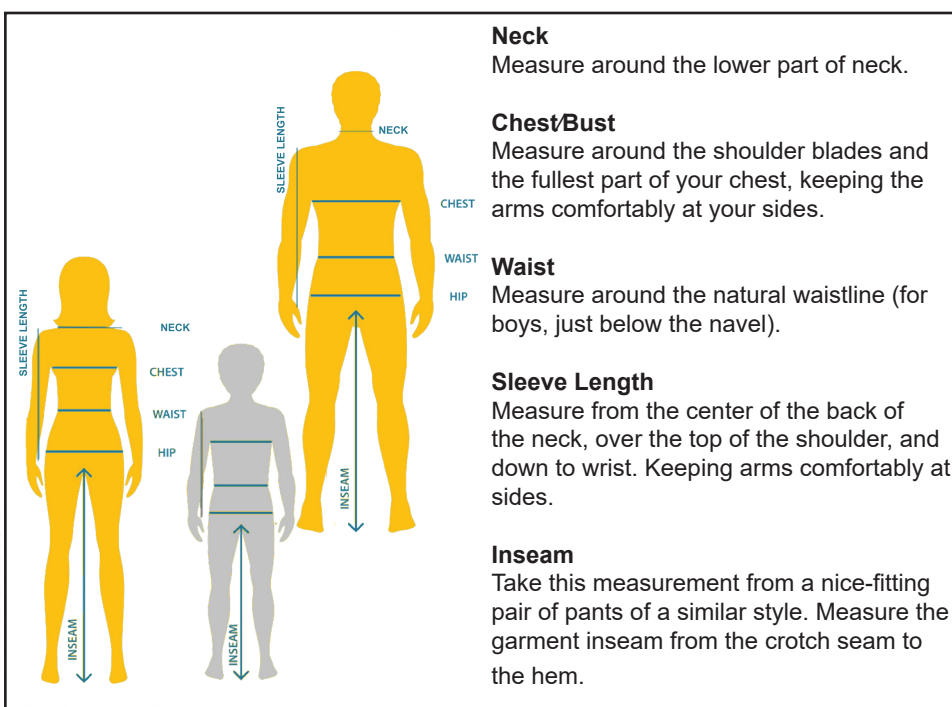


# HOW TO MEASURE SIZE CHARTS

## Socks & Tights

A+ garments are made for comfort and ease of movement. If you're not sure what size to order, take some measurements and use our size charts to find the right fit. For both boys and girls, we recommend measuring over the undergarments, not over other clothing. Wrap a tape measure comfortably around your body; don't make it too tight.

The fit and comfort of any garment will depend on personal preferences, so these size charts are simply a guide. If you have any questions about sizing please call your dedicated customer service representative at 800-227-3215. We'll be happy to answer your questions.



*Note: All measurements are in inches*

### Unisex Socks - Youth & Adult

Size	S	M	L	XL
Socks Size	7-8 ½	8-10	9-11	10-13
Shoes Size	7-10 ½	8-11	4-8	9-13

### Acrylic Tights - Youth

Size	S 4-6	M 7-10	L 12-14
Body Weight	35-50	50-65	65-105
Body Height	41"-49"	49"-56"	52"-60"

### Nylon Tights - Youth

Size	XS 4-6	S 6-8	M 8-10	L 10-12	XL 12-14
Body Weight	35-50	50-65	65-80	80-95	95-105
Body Height	36"-40"	41"-45"	46"-50"	51"-55"	56"-60"

### Nylon Tights - Junior

Size	S/M 16-18	M/T 18-20
Body Weight	85-120	115-140
Body Height	5'0"-5'4"	5'4"-5'8"

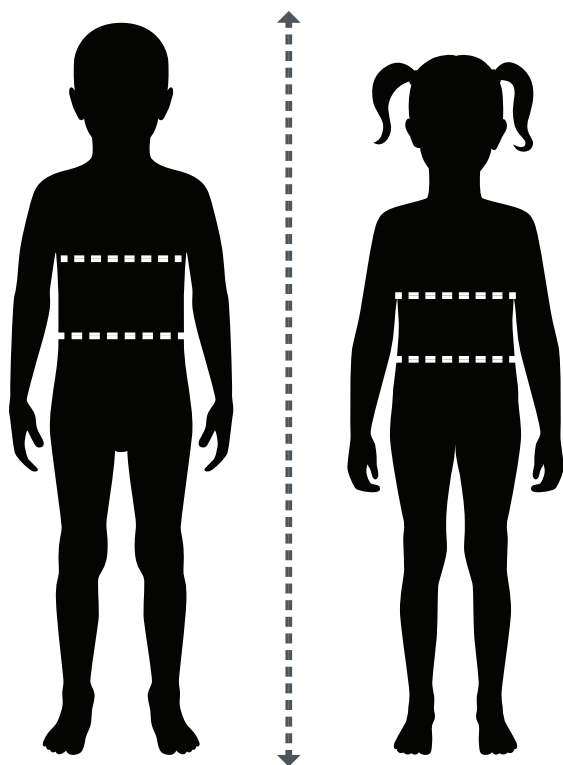


## Youth body measurements

all measurements in lbs and inches

Size	Weight	Avg Height	Waist	Chest
2T	28 - 32.5 lbs	36.5"	21"	20.5"
3T	32.5 - 38 lbs	39.5"	21.5"	21"
4T	33 - 43.5 lbs	42"	20" - 22"	20" - 22"
XXSY	28 - 32.5 lbs	36.5"	21"	20.5"
XXSY (3-4)	32.5 - 43.5 lbs	39.5" - 42"	20" - 22"	20" - 22"
XS (5-6)	38 - 55 lbs	45" - 48"	20.5" - 23"	21" - 24"
SY (7-8)	48 - 83 lbs	50.5" - 53"	21.5" - 28"	23" - 29"
MY (10-12)	70 - 98 lbs	56"	23" - 29"	26" - 31"
LY (14-16)	86 - 114lbs	59"	24" - 30"	28" - 33"
XLY (18-20)	96 - 148 lbs	62" - 65"	25" - 32"	30" - 37"

**Height:** Stand tall (no shoes) and measure from the top of head to floor.



**Chest:** at the fullest part of the torso, under the arms.  
**Waist:** where the waist flexes naturally when your child bends to one side.

## Adult body measurements

all measurements in inches

Size	Waist	Chest
XSA	27" - 28"	32" - 33"
SA	29" - 31"	34" - 36"
MA	32" - 34"	37" - 39"
LA	36" - 38"	40" - 42"
XLA	40" - 42"	44" - 46"
2XLA	44" - 46"	48" - 50"
3XLA	48" - 50"	52" - 54"

Still need help?  
 Call our experienced Customer Service department **1-888-637-3037**

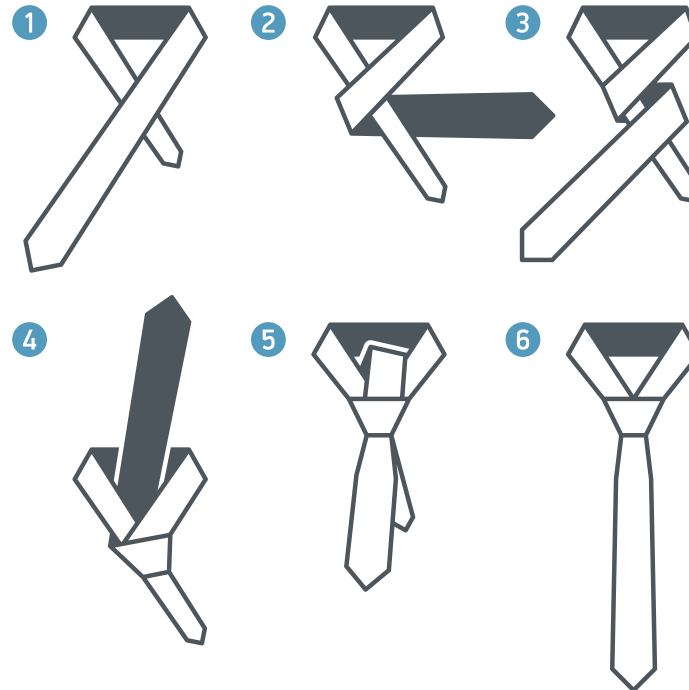


# 4827 Four In Hand Tie

## HOW TO TIE A TIE

### FOUR-IN-HAND KNOT

Size	Height
48IN	Under 4' 6"
52IN	4' 7" - 4' 10"
54IN	4' 11" - 5'
57IN	5' 1" - 5' 11"
60IN	6' +



The tip of the tie should hit the middle of the belt buckle.